

Made entirely of FEP and PCTFE, the Model F flow meter is excellent for high-purity applications or use with corrosive liquids.

Units are available with a standard valve to monitor and control flow or without a valve to just monitor flow.

Flow meters are individually tested on a Mass Spectrometer Leak Detector and certified to a leak integrity rating of 1×10^{-7} sccs Helium or better.

design features

- ✓ Chemically inert wetted components.
- ✓ Removable protective shield.
- ✓ Individually leak tested.


SPECIFICATIONS

SCALES	Direct reading scales for liquids with 1.0 specific gravity.
ACCURACY	±5% of full scale.
MAXIMUM TEMPERATURE	250 °F (121 °C).
MAXIMUM PRESSURE	100 psig (6.7 bars).
LEAK INTEGRITY	Individually, leak tested and certified to a rating of 1×10^{-7} sccs of Helium.

**MATERIALS OF CONSTRUCTION

TUBE SHIELDS	Polycarbonate.
FLOW TUBES	FEP.
FLOATS	PTFE.
WETTED PARTS	PTFE end fittings. PCTFE guide rods.

***The selection of materials of construction, is the responsibility of the customer. The company accepts no liability.*



F

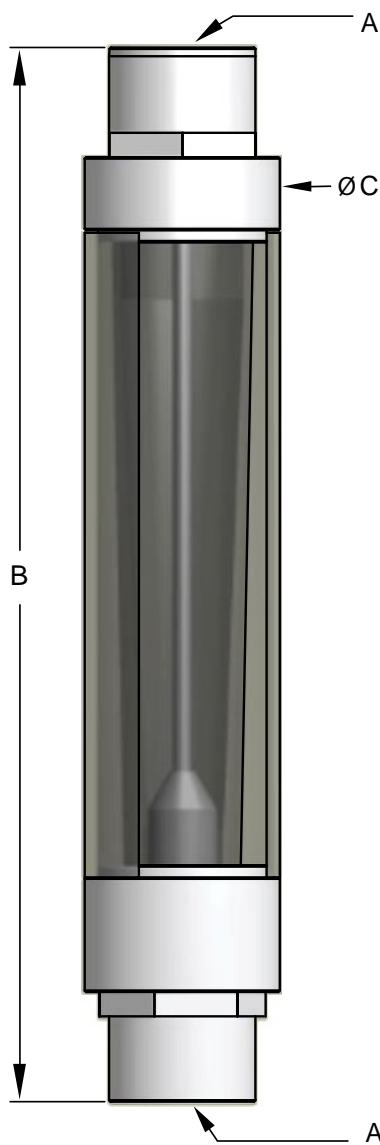
IN LINE PTFE FLOW METER

F STYLE IN LINE PTFE FLOW METER
DIMENSIONS NO VALVE OPTION

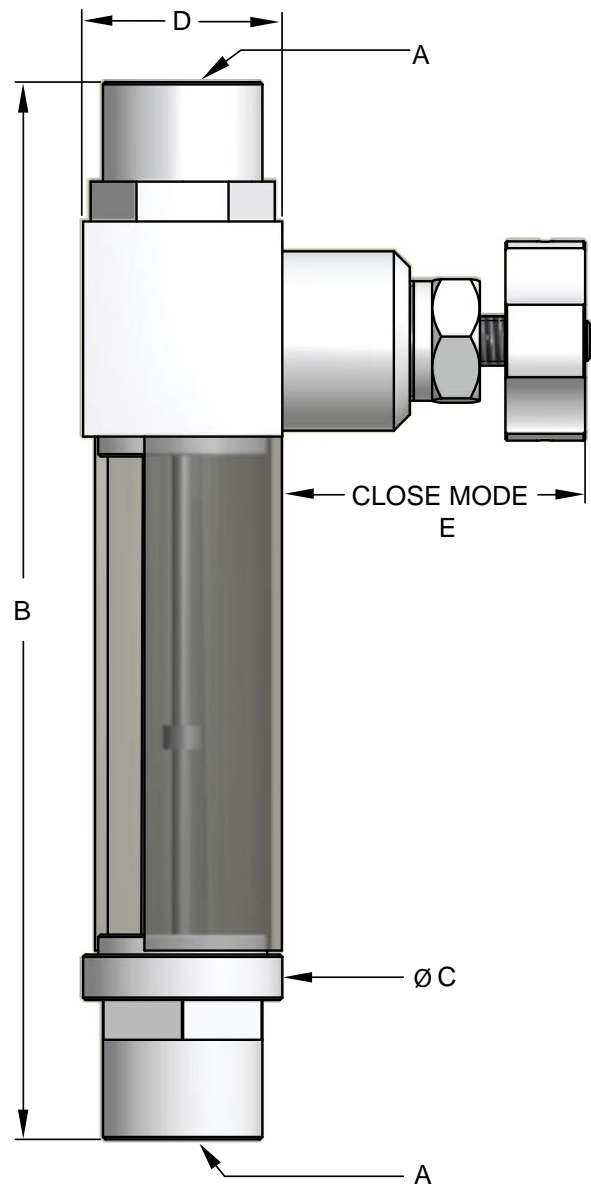
	A	B	C
F3C	1/4 FNPT	5.52" (140.2 mm)	1.25" (31.8 mm)
F3D	3/8 FNPT	5.52" (140.2 mm)	1.25" (31.8 mm)
F3E	1/2 FNPT	10.81" (274.6 mm)	2.00" (50.8 mm)
F3F	3/4 FNPT	10.81" (274.6 mm)	2.00" (50.8 mm)

F STYLE IN LINE PTFE FLOW METER
DIMENSIONS VALVE OPTION

	A	B	C	D	E
F6C	1/4 FNPT	6.65" (168.9 mm)	1.25" (31.8 mm)	1.25" (31.8 mm)	3.17" (80.5 mm)
F6D	3/8 FNPT	6.65" (168.9 mm)	1.25" (31.8 mm)	1.25" (31.8 mm)	3.17" (80.5 mm)
F6E	1/2 FNPT	12.35" (313.7 mm)	2.00" (50.8 mm)	2.00" (50.8 mm)	3.88" (98.5 mm)
F6F	3/4 FNPT	12.35" (313.7 mm)	2.00" (50.8 mm)	2.00" (50.8 mm)	3.88" (98.5 mm)



In Line PTFE Flow Meter
No Valve Option



In Line PTFE Flow Meter
Valve Option

NOTE: Aalborg® reserves the right to change designs and dimensions at its sole discretion at any time without notice. For certified dimensions please contact Aalborg®.



Configure and Order Online: [Model F PTFE in-line Flow Meters](#)

F STYLE LOW RANGE METERS				
MODEL NUMBER		CONNECTION	MAXIMUM FLOW	
BUILT IN VALVE	NO VALVE		[mL/min] WATER	[gph] WATER
F6C-F01-01-TF	F3C-F01-01-TF	1/4" FNPT	125	2.0
F6C-F02-01-TF	F3C-F02-01-TF	1/4" FNPT	250	4.0
F6C-F03-01-TF	F3C-F03-01-TF	1/4" FNPT	400	6.5
F6C-F04-01-TF	F3C-F04-01-TF	1/4" FNPT	500	8.0
MODEL NUMBER		CONNECTION	MAXIMUM FLOW	
BUILT IN VALVE	NO VALVE		[Lpm] WATER	[gph] WATER
F6C-F05-01-TF	F3C-F05-01-TF	1/4" FNPT	1.0	16.0
F6D-F06-01-TF	F3D-F06-01-TF	3/8" FNPT	2.0	30.0
F6D-F07-01-TF	F3D-F07-01-TF	3/8" FNPT	2.5	40.0
F6D-F08-01-TF	F3D-F08-01-TF	3/8" FNPT	3.0	50.0
F6D-F09-01-TF	F3D-F09-01-TF	3/8" FNPT	5.0	80.0
F STYLE HIGH RANGE METERS				
MODEL NUMBER		CONNECTION	MAXIMUM FLOW	
BUILT IN VALVE	NO VALVE		[L/min] WATER	[gpm] WATER
F6E-F10-01-TF	F3E-F10-01-TF	1/2" FNPT	13	3.5
F6E-F11-01-TF	F3E-F11-01-TF	1/2" FNPT	20	5.2
F6F-F12-01-TF	F3F-F12-01-TF	3/4" FNPT	30	8.0
F6F-F13-01-TF	F3F-F13-01-TF	3/4" FNPT	40	10.5
F6F-F14-01-TF	F3F-F14-01-TF	3/4" FNPT	45	12.0